FUTEK MODEL QLA410

ITEM NUMBER: QSH02006

Custom Flange Style Thru Hole Load Cell

INCH [mm]	R.O.= Rated Output

WIRING CODE: WC1 (A)			
+ Excitation	- Excitation	+Signal	-Signal
RED	BLACK	GREEN	WHITE
Shield			
FLOATING			

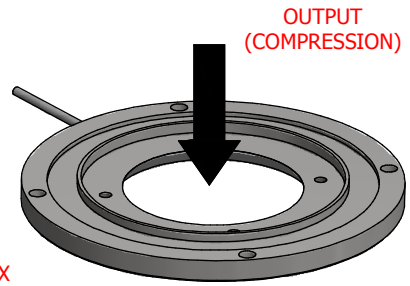

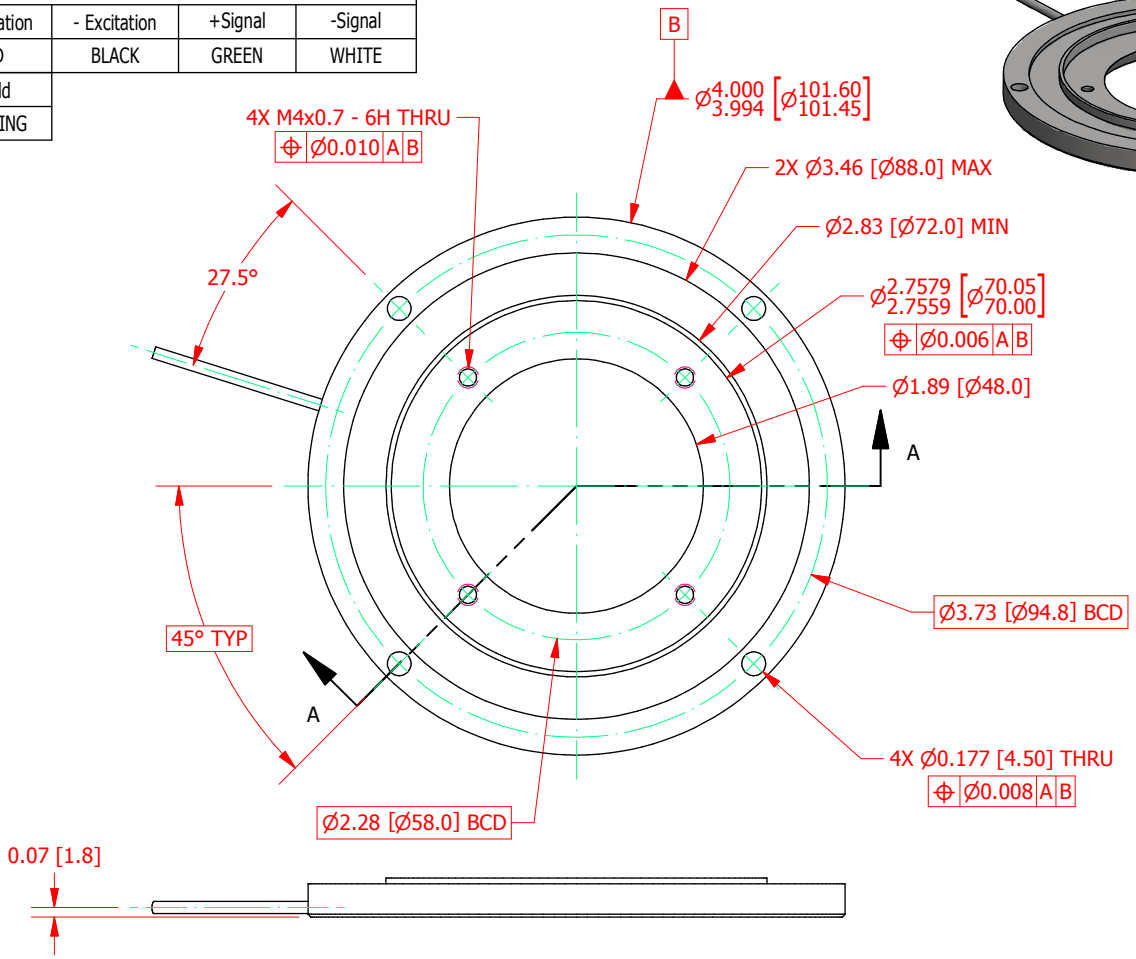

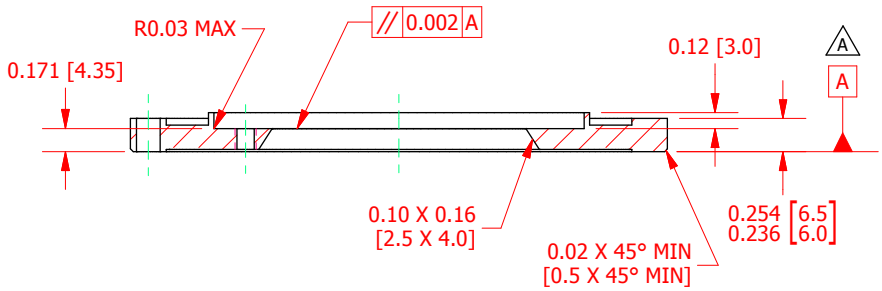

SECTION A-A

SPECIFICATIONS:

RATED OUTPUT	1.5 mV/V nom.
CAPACITY	1600 lb. [7117N]
SAFE OVERLOAD	150 % of R.O.
ZERO BALANCE	±5% of R.O.
EXCITATION (VDC OR VAC)	10 MAX
BRIDGE RESISTANCE	350 Ω nom. (B)
NONLINEARITY	±2% of R.O.
HYSTERESIS	±2% of R.O.
NONREPEATABILITY	±0.5% of R.O.
TEMP. SHIFT ZERO	±0.01% of R.O./°F (±0.018 of R.O./°C)
TEMP. SHIFT SPAN	±0.02% of LOAD/°F (±0.036 of LOAD/°C)
COMPENSATED TEMP.	60 to 160 °F (16 to 71 °C)
OPERATING TEMP	-60 to 200 °F (-51 to 93 °C)
MATERIAL	17-4 PH Stainless Steel
DEFLECTION	0.003 [0.08] nom.

CABLE: 29 Awg 4 Conductor Spiral Shielded Silicone , 10 ft [3 m] Long

IP Rating IP65

CUSTOMER APPROVAL- COMPANY:

CUSTOMER APPROVAL- NAME / DATE:

REVISIONS: (Refer to dwg # revision sheet)

A	6/29/2018
B	10/19/2018

OUTLINE DRAWING

STANDARD NOTES: (Unless Otherwise Specified)

ALL DIMENSIONS ARE IN INCHES

DRAWING INTERPRETATION DIMS. PER ASME-Y14.5

REMOVE BURRS AND BREAK SHARP EDGES .005 - .015

THREADS PER HANDBOOK H-28

DIMENSIONS ARE SHOWN AFTER PLATING

3rd ANGLE PROJ.

ANGLE: ± 1/2°

CHAMFER: ± 5°

TOLERANCE: .X ± 0.1" .XX ± 0.01" .XXX ± 0.005"

This drawing is submitted solely for the information and exclusive use of the original addressee. It is not to be divulged in whole or in part, by any firm or individual without written permission from:

FUTEK
ADVANCED SENSOR TECHNOLOGY, INC.
10 THOMAS, IRVINE, CA 92618 USA
Phone: (949) 465-0900
Fax: (949) 465-0905

MODEL: QLA410	DWG No.: FO1467-B
DRAWN BY: S. MICHEL	CREATED DATE: 6/25/2018
APPROVED BY: R. WALKER	APPROVED DATE: 6/28/2018
CHECKED BY:	CAGE: 1X8M6 SHEET: 1 OF 1