



Adapter Set for HiD Termination Board HiD-ADP-HiC-AI

- Set consisting of isolated barrier HiC2027 and adapter HiD-ADP-HiC
- 1-channel isolated barrier
- 24 V DC supply (bus powered)
- Input for 2-wire SMART transmitters and current sources
- Signal splitter (1 input and 2 outputs)
- Dual output 0/4 mA ... 20 mA or 0/1 V ... 5 V
- For HiD Termination Board mounting
- Up to SIL 2 (SC 3) acc. to IEC/EN 61508



SIL 2



Function

The device enables the usage of HiC devices on HiD termination boards.
The device consists of a isolated barrier and a HiD-ADP-HiC adapter.

This isolated barrier is used for intrinsic safety applications.

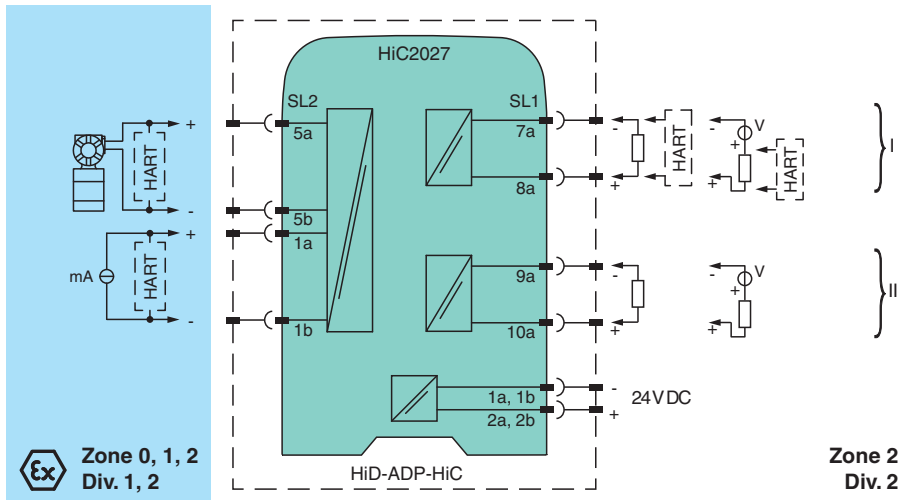
The device supplies 2-wire transmitters in the hazardous area, and can also be used with current sources.

The device transfers the analog input signal to the non-hazardous area as two isolated output signals.

Bi-directional communication is supported for SMART transmitters that use current modulation to transmit data and voltage modulation to receive data.

The device is mounted on the HiD termination board.

Connection



Release date: 2025-04-01 Date of issue: 2025-04-01 Filename: 70188964_eng.pdf

Refer to "General Notes Relating to Pepperl+Fuchs Product Information".

Pepperl+Fuchs Group
www.pepperl-fuchs.com

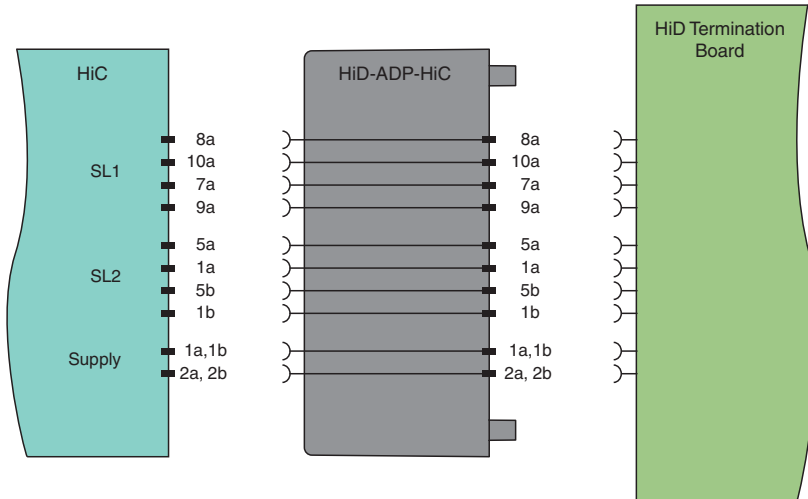
USA: +1 330 486 0002
pa-info@us.pepperl-fuchs.com

Germany: +49 621 776 2222
pa-info@de.pepperl-fuchs.com

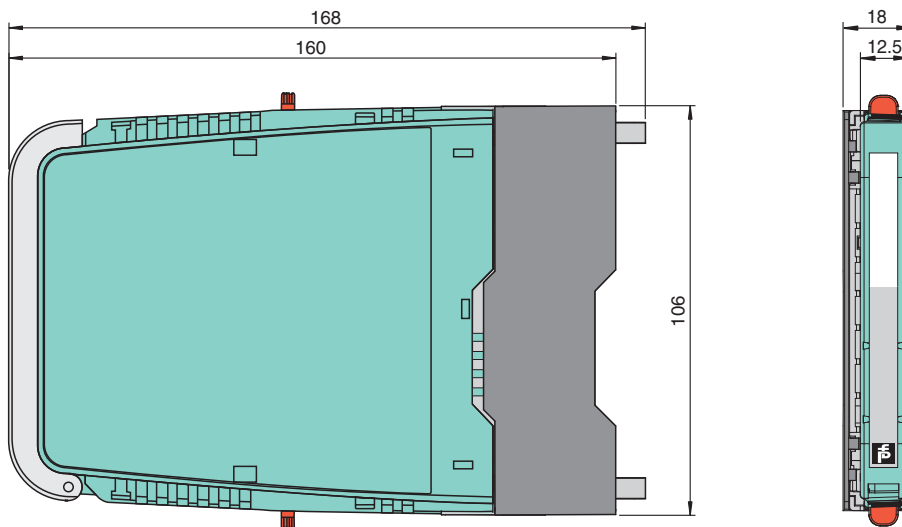
Singapore: +65 6779 9091
pa-info@sg.pepperl-fuchs.com

PEPPERL+FUCHS

Connection



Dimensions



Technical Data

General specifications			
Signal type	Analog input		
Functional safety related parameters			
Safety Integrity Level (SIL)	SIL 2		
Systematic capability (SC)	SC 3		
Supply			
Rated voltage	U_r	20 ... 30 V DC bus powered via Termination Board	
Rated current	I_r	≤ 90 mA	
Power dissipation	approx. 1.4 W at 20 mA transfer current, 250 Ω in both outputs		
Power consumption	2 W		
Input			
Connection side	field side		
Input signal	0/4 ... 20 mA		
Output			
Connection side	control side		
Output signal	0/4 ... 20 mA or 0/1 ... 5 V		
Indicators/settings			

Release date: 2025-04-01 Date of issue: 2025-04-01 Filename: 70188964_eng.pdf

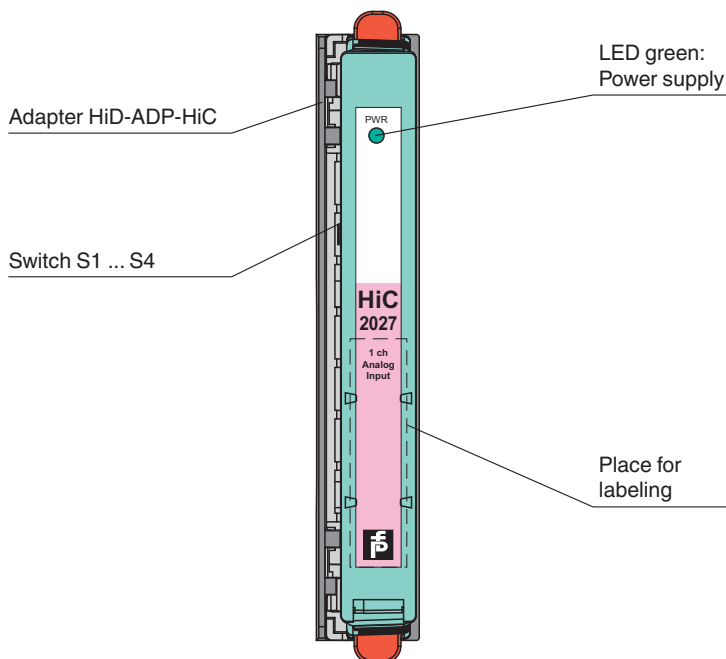
Refer to "General Notes Relating to Pepperl+Fuchs Product Information".

Technical Data

Display elements	LEDs
Control elements	DIP switch
Factory setting	output: current source
Configuration	via DIP switches
Labeling	space for labeling at the front
Directive conformity	
Electromagnetic compatibility	
Directive 2014/30/EU	see datasheet of isolated barrier
Conformity	
Electromagnetic compatibility	see datasheet of isolated barrier
Degree of protection	IEC 60529:2001
Ambient conditions	
Ambient temperature	-20 ... 60 °C (-4 ... 140 °F)
Mechanical specifications	
Degree of protection	IP20
Mass	approx. 200 g
Dimensions	18 x 106 x 168 mm (0.7 x 4.2 x 6.6 inch) (W x H x D)
Mounting	on termination board
Data for application in connection with hazardous areas	
EU-type examination certificate	see datasheet of isolated barrier
International approvals	
UL approval	see datasheet of isolated barrier
IECEX approval	
IECEX certificate	see datasheet of isolated barrier
General information	
Supplementary information	Observe the certificates, declarations of conformity, instruction manuals, and manuals where applicable. For information see www.pepperl-fuchs.com .

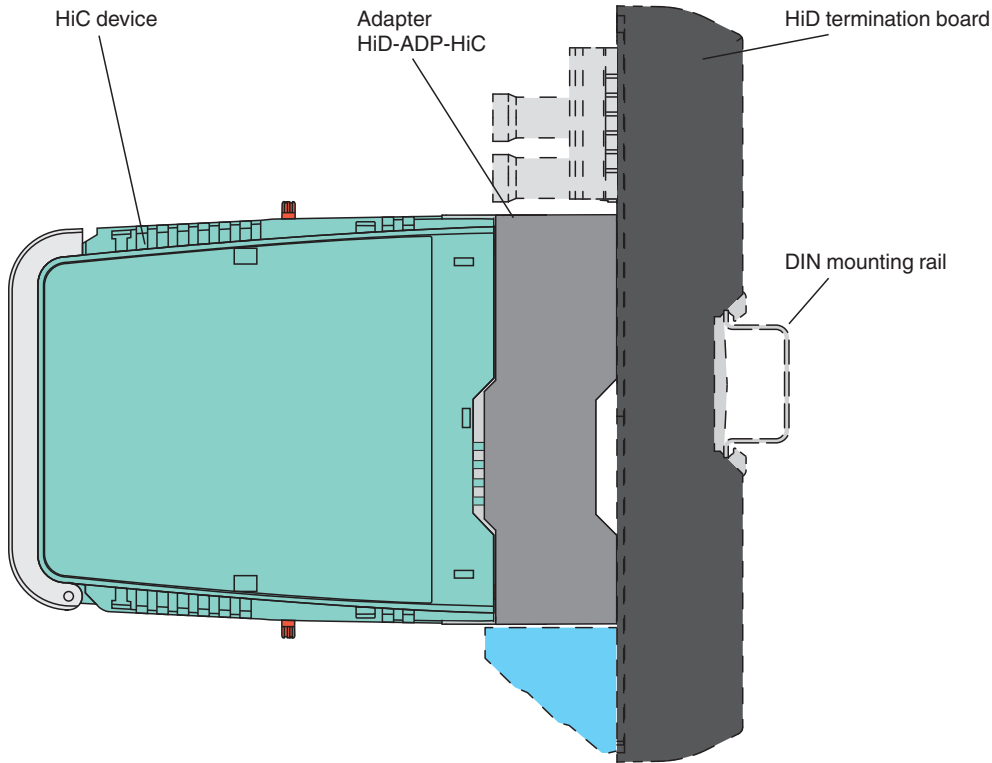
Assembly

Front view



Release date: 2025-04-01 Date of issue: 2025-04-01 Filename: 70188964_eng.pdf

Mounting



Product Versions

You can replace the following devices with the HiD-ADP-HiC-AI adapter:

Signal type	HiD-ADP-HiC-AI with HiC module	Fuction	Replacement for HiD module	Main differences
Analog input	HiC2027	Transmitter power supply Signal splitter/active sources	HiD2025(SK)	IS parameters No fault indication board connection
			HiD2029(SK)	

Release date: 2025-04-01 Date of issue: 2025-04-01 Filename: 70188964_eng.pdf

Refer to "General Notes Relating to Pepperl+Fuchs Product Information".