

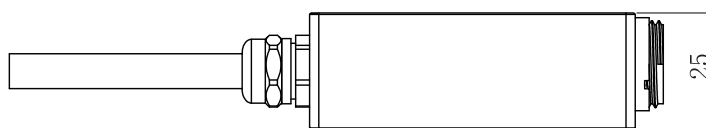
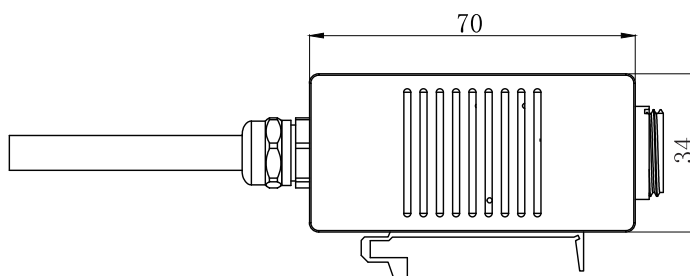
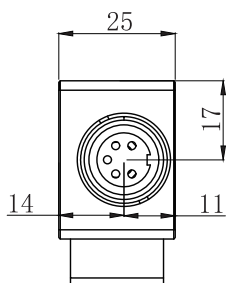
X-WLFD Analog communication module



Wiring definition

Red	Black	Blue	White
EXC+	EXC-	SIG+	SIG-

Dimensional Drawings (mm)



Ordering guide

MDL	Input signal	Power supply	Transmitting out	Special requirements
X-WLFD	M: displacement signal	D: 24VDC	R2: RS232 R4: RS485 V: 0-10V / ± 10V A: 4-20mA	Do not write when there is no special requirement.